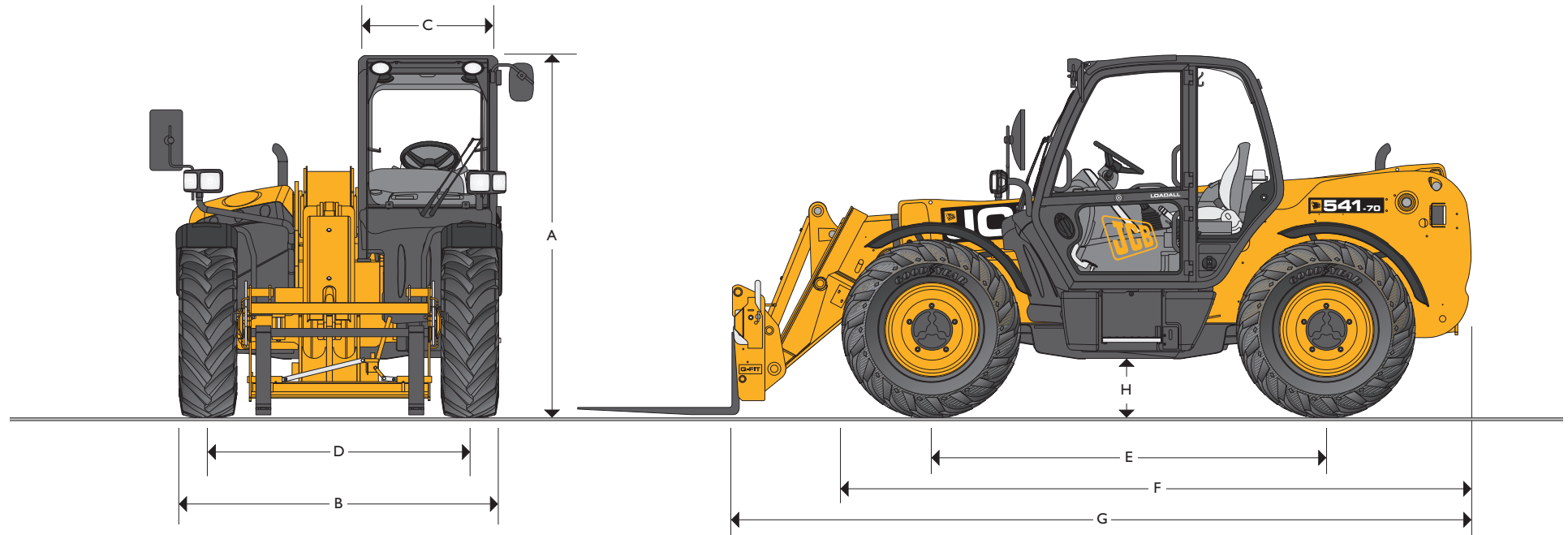


MAX. PAYLOAD: 3100kg & 4100kg MAX. LIFT HEIGHT: 7.0m



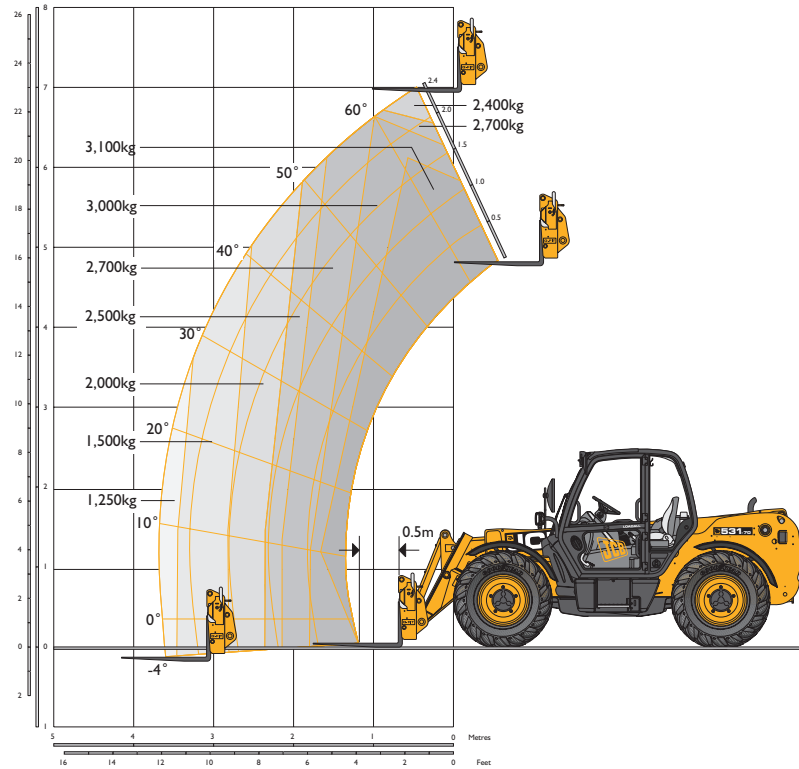
STATIC DIMENSIONS

Machine model	531-70 Wastemaster	541-70 Wastemaster
	m	m
A Overall height	2.49	2.49
B Overall width (over tyres)	2.23	2.23
C Inside width of cab	0.94	0.94
D Front track	1.81	1.81
E Wheelbase	2.75	2.75
F Overall length to front tyres	4.38	4.38

*Dependant upon tyre specified.

Machine model	531-70 Wastemaster	541-70 Wastemaster
	m	m
G Overall length to front carriage	4.99	4.99
H Ground clearance	0.40	0.40
Outside turn radius (over tyres)	3.7	3.7
Carriage roll back angle	degrees 42.6	42.6
Carriage dump angle	degrees 37.5	37.5
Weight	kg 7060	7850
Tyres	15.5-25	15.5-25

LIFT PERFORMANCE – 531-70 WASTEMASTER

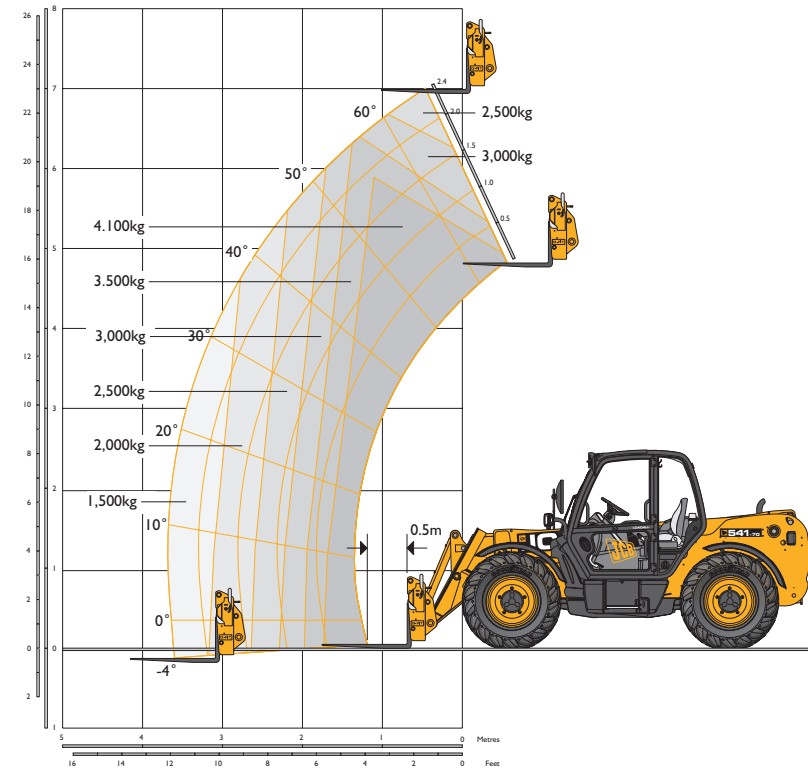


LIFT PERFORMANCE – 531-70 WASTEMASTER

Machine Model		531-70 Wastemaster
Maximum lift capacity	kg	3100
Lift capacity to full height	kg	2400
Lift capacity at full reach	kg	1250
Lift height	m	7.0
Reach at maximum lift height	m	0.48
Maximum forward reach	m	3.7
Reach with 1 tonne load	m	3.7
Placing height	m	6.3

Complies with stability test EN 1459 Annex B.

LIFT PERFORMANCE – 541-70 WASTEMASTER



LIFT PERFORMANCE – 541-70 WASTEMASTER

Machine Model		541-70 Wastemaster
Maximum lift capacity	kg	4100
Lift capacity to full height	kg	2500
Lift capacity at full reach	kg	1500
Lift height	m	7.0
Reach at maximum lift height	m	0.48
Maximum forward reach	m	3.7
Reach with 1 tonne load	m	3.7
Placing height	m	6.3

Complies with stability test EN 1459 Annex B.

ENGINE

Latest technology and advanced design provides low fuel consumption, reduced noise, high torque and power output, total reliability and minimal maintenance. Two stage, dry type air filter with primary and safety elements. Territory dependent.

		Standard	Standard	Standard
		Stage II	Stage III	Stage IIIb
Engine standard		Stage II	Stage III	Stage IIIb
Manufacturer		JCB	JCB	JCB
Displacement	ltr	4.4	4.4	4.4
No. of cylinders		4	4	4
Bore size	mm	103	103	103
Stroke	mm	132	132	132
Aspiration		Turbo	Turbocharged cooled	Turbocharged cooled
Power rating				
Power @ 2200rpm	kW (hp)	74.2 (100)	74.2 (100)	81 (109)
Torque rating				
Torque @ 1300rpm	Nm	425	440	–
Torque @ 1500rpm	Nm	–	–	516

TRANSMISSION

Stage II / III

JCB powershift transmission incorporating torque converter, bevel box and a 4 speed powershift gearbox in one resiliently mounted unit. A combined steering column mounted switch incorporating directional control and 4 forward and 4 reverse powershift gears. Travel speed 33kph.

Stage IIIb

JCB powershift transmission incorporating torque converter, bevel box and a 4 speed powershift gearbox in one resiliently mounted unit. Manual gearshift incorporated onto the single lever joystick with 4 forward and 4 reverse Powershift gears. Travel speed: 33kph. Switchable transmission disconnect on brake pedal.

Front and rear drive axles: JCB epicyclic hub reduction drive/steer axles with Max-Trac torque proportioning differentials. Permanent 4 wheel drive.

BRAKES

Service brakes: Hydraulically activated, self-adjusting, oil-immersed in-board high back-off multi-disc type on front axle.

Parking brake: Hand operated disc brake on output of gearbox.

BOOM AND CARRIAGE

Boom is manufactured from high tensile steel. Low maintenance, hard wearing pads. JCB Q-fit self-levelling carriage with lever operated pin locking accepts pallet forks and a wide range of attachments. One boom end auxiliary hydraulic service fitted as standard.

SAFETY CHECK VALVES

Fitted to carriage tilt, telescopic and boom lift rams.

SERVICE CAPACITIES

Fuel tank	litres	146
Hydraulic tank	litres	113
Coolant	litres	23

HYDRAULICS

		531-70	541-70
Main hydraulics	litres/min	140	140
Pump		Variable	Variable
Operating system pressure	bar	241	260
Hydraulic cycle times			
Lift		5.3	6.0
Lower		5.0	7.4
Extend		6.1	7.7
Retract		5.5	5.4
Bucket dump		3.2	3.2
Bucket crowd		2.5	2.6

ELECTRICS

12 v negative earth. 95 AH battery. 95 amp alternator. Full road lighting. Reversing light. Direction indicators. Hazard warning. Reverse alarm.

DELUXE CAB

Quiet, safe and comfortable cab conforms to ROPS ISO 3471 and FOPS ISO 3449, fitted with air conditioning, tinted glass all round with laminated front and roof screen. Roof bars, front, rear and roof screen wash/wipe and heater/screen demister. Opening rear window. Audio-visual warning system for coolant temperature, engine oil pressure, water in fuel, air cleaner, battery charge, transmission oil temperature and pressure. Hourmeter and road speed indicator, engine temperature, fuel gauge and clock. Adjustable steer column with stalk bar for forward reverse shuttle. Throttle and brake pedal floor mounted. Adjustable deluxe suspension seat with adjacent park brake. Automatic eye level audio-visual load moment indicator warning system receiving a signal from a load sensor on the rear axle. This system continuously monitors the machine's forward stability and leaves the operator in control at all times. All-steel lower door. Operator presence switch in seat (Stage IIIb machines).

*Adaptive Load Control for EU territories conforms to EN15000.

Hydraulic controls: Cab mounted single lever servo joystick, incorporating forward/neutral/reverse, with progressive extend/retract and auxiliary incorporating constant flow facility.

STEERING

Hydrostatic power steering with power track rods on both axles. Three steer mode options: front wheel steer; all wheel steer; crab steer: operated from in the cab by a selection switch, with automatic alignment.

MACHINE SPECIFICATION

Front and roof screen guards; Front and rear worklights; Fuel tank guard; Fire extinguisher; Belly guards; Carbon cab air filter; Aspirator; Front headlight guards; Reversible cooling fan.

OPTIONS AND ACCESSORIES

Options: Rotating flashing beacon, traction and industrial tyres, air suspension seat, auto-reversible cooling fan, electrical 2/4WD select, load guard, roof and screen sun blind, Smoothride – boom suspension system, biodegradable hydraulic oil, boom work lights, radio kit, tow hitch, carriage options available – contact your local dealer. Clean air kit.

Attachments: Contact your local dealer for details of the comprehensive range.

A GLOBAL COMMITMENT TO QUALITY

JCB's total commitment to its products and customers has helped it grow from a one-man business into Britain's largest privately owned manufacturer of backhoe loaders, crawler excavators, wheeled excavators, telescopic handlers, wheeled loaders, dump trucks, rough terrain fork lifts, industrial fork lifts, mini/midi excavators, skid steer loaders, tractors and compaction equipment.

By making constant and massive investments in the latest production technology, the JCB factories have become some of the most advanced in the world.

By leading the field in innovative research and design, extensive testing and stringent quality control, JCB machines have become renowned all over the world for performance, value and reliability.

And with a global sales and service network of more than 650 dealers and agents, we aim to deliver the best customer support in the industry.

Through setting the standards by which others are judged, JCB has become one of the world's most impressive success stories.



JCB Sales Limited, Rocester, Staffordshire ST14 5JP. Tel: 01889 590312. Web: <http://www.jcb.com>

JCB reserves the right to change specifications without notice. Illustrations shown may include optional equipment and accessories. The JCB logo is a registered trademark of J C Bamford Excavators Ltd.



9999/5398 03/13 Issue 5